



Location: CMA1b - Oil Street Site Office

Report on 24-hour TSP monitoring

Action Level ( $\mu\text{g}/\text{m}^3$ ) - 176.7

Limit Level ( $\mu\text{g}/\text{m}^3$ ) - 260

| Date      | Sampling Time | Weather Condition | Filter paper no. | Filter Weight, g |        | Elapse Time, hr |         | Sampling Time, hr | Flow Rate, $\text{m}^3/\text{min}$ |                 |         | Total Volume, $\text{m}^3$ | TSP Level, $\mu\text{g}/\text{m}^3$ |
|-----------|---------------|-------------------|------------------|------------------|--------|-----------------|---------|-------------------|------------------------------------|-----------------|---------|----------------------------|-------------------------------------|
|           |               |                   |                  | Initial          | Final  | Initial         | Final   |                   | Initial, $Q_{si}$                  | Final, $Q_{sf}$ | Average |                            |                                     |
| 2-Apr-13  | 8:00          | Cloudy            | 004662           | 2.7287           | 2.8417 | 2599.16         | 2623.16 | 24.00             | 0.99                               | 1.00            | 0.99    | 1433                       | 79                                  |
| 8-Apr-13  | 8:00          | Rainy             | 004726           | 2.8285           | 3.0661 | 2626.16         | 2650.15 | 23.99             | 1.18                               | 1.18            | 1.18    | 1699                       | 140                                 |
| 13-Apr-13 | 8:00          | Cloudy            | 004693           | 2.7232           | 2.9298 | 2653.15         | 2677.15 | 24.00             | 1.27                               | 1.27            | 1.27    | 1825                       | 113                                 |
| 20-Apr-13 | 13:00         | Cloudy            | 006044           | 2.6136           | 2.7244 | 2707.18         | 2731.18 | 24.00             | 1.08                               | 1.09            | 1.09    | 1564                       | 71                                  |
| 25-Apr-13 | 8:00          | Cloudy            | 006045           | 2.6357           | 2.8992 | 2731.18         | 2755.18 | 24.00             | 1.08                               | 1.09            | 1.08    | 1561                       | 169                                 |

\* Due to lack of electricity supply, 24 hr TSP monitoring was rescheduled from 19 Apr 2013 to 20 Apr 2013.

Report on 1-hour TSP monitoring

Action Level ( $\mu\text{g}/\text{m}^3$ ) - 320.1

Limit Level ( $\mu\text{g}/\text{m}^3$ ) - 500

| Date      | Sampling Time | Weather Condition | Filter paper no. | Filter Weight, g |        | Elapse Time, hr |         | Sampling Time, hr | Flow Rate, $\text{m}^3/\text{min}$ |                 |         | Total Volume, $\text{m}^3$ | TSP Level, $\mu\text{g}/\text{m}^3$ |
|-----------|---------------|-------------------|------------------|------------------|--------|-----------------|---------|-------------------|------------------------------------|-----------------|---------|----------------------------|-------------------------------------|
|           |               |                   |                  | Initial          | Final  | Initial         | Final   |                   | Initial, $Q_{si}$                  | Final, $Q_{sf}$ | Average |                            |                                     |
| 3-Apr-13  | 8:30          | Cloudy            | 004741           | 2.8446           | 2.8582 | 2623.16         | 2624.16 | 1.00              | 1.13                               | 1.13            | 1.13    | 68                         | 200                                 |
| 3-Apr-13  | 9:39          | Cloudy            | 004738           | 2.8381           | 2.8498 | 2624.16         | 2625.16 | 1.00              | 1.13                               | 1.13            | 1.13    | 68                         | 172                                 |
| 3-Apr-13  | 10:43         | Cloudy            | 004723           | 2.8249           | 2.8369 | 2625.16         | 2626.16 | 1.00              | 1.18                               | 1.18            | 1.18    | 71                         | 170                                 |
| 9-Apr-13  | 8:00          | Rainy             | 004669           | 2.7445           | 2.7539 | 2650.15         | 2651.15 | 1.00              | 1.25                               | 1.25            | 1.25    | 75                         | 126                                 |
| 9-Apr-13  | 9:00          | Rainy             | 004732           | 2.8263           | 2.8288 | 2651.15         | 2652.15 | 1.00              | 1.25                               | 1.25            | 1.25    | 75                         | 33                                  |
| 9-Apr-13  | 10:00         | Rainy             | 004805           | 2.8192           | 2.8300 | 2652.15         | 2653.15 | 1.00              | 1.16                               | 1.14            | 1.15    | 69                         | 157                                 |
| 15-Apr-13 | 13:00         | Hazy              | 004960           | 2.7660           | 2.7885 | 2677.15         | 2678.15 | 1.00              | 1.06                               | 1.06            | 1.06    | 64                         | 353                                 |
| 15-Apr-13 | 14:20         | Hazy              | 004913           | 2.7459           | 2.7655 | 2678.15         | 2679.15 | 1.00              | 1.20                               | 1.20            | 1.20    | 72                         | 273                                 |
| 15-Apr-13 | 15:28         | Hazy              | 004931           | 2.7840           | 2.8186 | 2679.15         | 2680.15 | 1.00              | 1.24                               | 1.24            | 1.24    | 74                         | 465                                 |
| 20-Apr-13 | 8:00          | Cloudy            | 006038           | 2.6478           | 2.6551 | 2704.18         | 2705.18 | 1.00              | 1.15                               | 1.15            | 1.15    | 69                         | 106                                 |
| 20-Apr-13 | 9:12          | Cloudy            | 006040           | 2.6383           | 2.6439 | 2705.18         | 2706.18 | 1.00              | 1.13                               | 1.13            | 1.13    | 68                         | 83                                  |
| 20-Apr-13 | 10:23         | Cloudy            | 006042           | 2.6409           | 2.6476 | 2706.18         | 2707.18 | 1.00              | 1.11                               | 1.11            | 1.11    | 66                         | 101                                 |
| 26-Apr-13 | 8:05          | Cloudy            | 004691           | 2.6844           | 2.6924 | 2755.18         | 2756.18 | 1.00              | 1.13                               | 1.13            | 1.13    | 68                         | 118                                 |
| 26-Apr-13 | 9:13          | Cloudy            | 004749           | 2.8051           | 2.8108 | 2756.18         | 2757.18 | 1.00              | 1.13                               | 1.13            | 1.13    | 68                         | 84                                  |
| 26-Apr-13 | 10:25         | Cloudy            | 004779           | 2.8254           | 2.8319 | 2757.18         | 2758.18 | 1.00              | 1.13                               | 1.13            | 1.13    | 68                         | 96                                  |



Location: CMA2a - Causeway Bay Community Centre

Report on 24-hour TSP monitoring  
Action Level ( $\mu\text{g}/\text{m}^3$ ) - 169.5  
Limit Level ( $\mu\text{g}/\text{m}^3$ ) - 260

| Date      | Sampling Time | Weather Condition | Filter paper no. | Filter Weight, g |        | Elapse Time, hr |          | Sampling Time, hr | Flow Rate, $\text{m}^3/\text{min}$ |                 |         | Total Volume, $\text{m}^3$ | TSP Level, $\mu\text{g}/\text{m}^3$ |
|-----------|---------------|-------------------|------------------|------------------|--------|-----------------|----------|-------------------|------------------------------------|-----------------|---------|----------------------------|-------------------------------------|
|           |               |                   |                  | Initial          | Final  | Initial         | Final    |                   | Initial, $Q_{si}$                  | Final, $Q_{sf}$ | Average |                            |                                     |
| 2-Apr-13  | 8:00          | Cloudy            | 004661           | 2.7321           | 2.8342 | 12362.67        | 12386.67 | 24.00             | 1.28                               | 1.28            | 1.28    | 1848                       | 55                                  |
| 8-Apr-13  | 8:00          | Rainy             | 004725           | 2.8305           | 3.0180 | 12389.67        | 12413.67 | 24.00             | 1.39                               | 1.39            | 1.39    | 2008                       | 93                                  |
| 13-Apr-13 | 8:00          | Cloudy            | 004694           | 2.7260           | 2.9383 | 12416.67        | 12440.67 | 24.00             | 1.35                               | 1.35            | 1.35    | 1945                       | 109                                 |
| 19-Apr-13 | 8:00          | Cloudy            | 004205           | 2.7413           | 2.8680 | 12443.66        | 12467.66 | 24.00             | 1.55                               | 1.55            | 1.55    | 2235                       | 57                                  |
| 25-Apr-13 | 8:00          | Cloudy            | 006043           | 2.6002           | 2.7238 | 12470.66        | 12494.66 | 24.00             | 1.38                               | 1.39            | 1.39    | 1997                       | 62                                  |

Report on 1-hour TSP monitoring  
Action Level ( $\mu\text{g}/\text{m}^3$ ) - 323.4  
Limit Level ( $\mu\text{g}/\text{m}^3$ ) - 500

| Date      | Sampling Time | Weather Condition | Filter paper no. | Filter Weight, g |        | Elapse Time, hr |          | Sampling Time, hr | Flow Rate, $\text{m}^3/\text{min}$ |                 |         | Total Volume, $\text{m}^3$ | TSP Level, $\mu\text{g}/\text{m}^3$ |
|-----------|---------------|-------------------|------------------|------------------|--------|-----------------|----------|-------------------|------------------------------------|-----------------|---------|----------------------------|-------------------------------------|
|           |               |                   |                  | Initial          | Final  | Initial         | Final    |                   | Initial, $Q_{si}$                  | Final, $Q_{sf}$ | Average |                            |                                     |
| 3-Apr-13  | 8:23          | Cloudy            | 004742           | 2.8216           | 2.8389 | 12386.67        | 12387.67 | 1.00              | 1.41                               | 1.41            | 1.41    | 84                         | 205                                 |
| 3-Apr-13  | 9:28          | Cloudy            | 004739           | 2.8096           | 2.8255 | 12387.67        | 12388.67 | 1.00              | 1.41                               | 1.41            | 1.41    | 84                         | 188                                 |
| 3-Apr-13  | 10:32         | Cloudy            | 004722           | 2.8134           | 2.8260 | 12388.67        | 12389.67 | 1.00              | 1.37                               | 1.37            | 1.37    | 82                         | 154                                 |
| 9-Apr-13  | 8:00          | Rainy             | 004660           | 2.7064           | 2.7176 | 12413.67        | 12414.67 | 1.00              | 1.42                               | 1.42            | 1.42    | 85                         | 132                                 |
| 9-Apr-13  | 9:00          | Rainy             | 004657           | 2.7267           | 2.7389 | 12414.67        | 12415.67 | 1.00              | 1.42                               | 1.42            | 1.42    | 85                         | 144                                 |
| 9-Apr-13  | 10:00         | Rainy             | 004697           | 2.7075           | 2.7181 | 12415.67        | 12416.67 | 1.00              | 1.42                               | 1.42            | 1.42    | 85                         | 125                                 |
| 15-Apr-13 | 13:00         | Hazy              | 004231           | 2.6981           | 2.7181 | 12440.67        | 12441.67 | 1.00              | 1.35                               | 1.35            | 1.35    | 81                         | 248                                 |
| 15-Apr-13 | 14:07         | Hazy              | 004914           | 2.7571           | 2.7795 | 12441.67        | 12442.67 | 1.00              | 1.35                               | 1.35            | 1.35    | 81                         | 277                                 |
| 15-Apr-13 | 15:15         | Hazy              | 004912           | 2.7580           | 2.7811 | 12442.67        | 12443.67 | 1.00              | 1.35                               | 1.35            | 1.35    | 81                         | 286                                 |
| 20-Apr-13 | 13:00         | Cloudy            | 006037           | 2.6580           | 2.6630 | 12467.66        | 12468.66 | 1.00              | 1.39                               | 1.39            | 1.39    | 83                         | 60                                  |
| 20-Apr-13 | 14:06         | Cloudy            | 006039           | 2.6353           | 2.6419 | 12468.66        | 12469.66 | 1.00              | 1.39                               | 1.39            | 1.39    | 83                         | 79                                  |
| 20-Apr-13 | 15:14         | Cloudy            | 006041           | 2.6072           | 2.6151 | 12469.66        | 12470.66 | 1.00              | 1.39                               | 1.39            | 1.39    | 83                         | 95                                  |
| 26-Apr-13 | 8:03          | Cloudy            | 004690           | 2.6901           | 2.6945 | 12494.67        | 12495.67 | 1.00              | 1.39                               | 1.39            | 1.39    | 83                         | 53                                  |
| 26-Apr-13 | 9:07          | Cloudy            | 004773           | 2.8191           | 2.8262 | 12495.67        | 12496.67 | 1.00              | 1.37                               | 1.37            | 1.37    | 82                         | 86                                  |
| 26-Apr-13 | 10:15         | Cloudy            | 004750           | 2.8249           | 2.8305 | 12496.67        | 12497.67 | 1.00              | 1.39                               | 1.39            | 1.39    | 83                         | 67                                  |



Location: CMA3a - CWB PRE Site Office Area

Report on 24-hour TSP monitoring  
 Action Level ( $\mu\text{g}/\text{m}^3$ ) - 171  
 Limit Level ( $\mu\text{g}/\text{m}^3$ ) - 260

| Date      | Sampling Time | Weather Condition | Filter paper no. | Filter Weight, g |        | Elapse Time, hr |          | Sampling Time, hr | Flow Rate, $\text{m}^3/\text{min}$ |                 |         | Total Volume, $\text{m}^3$ | TSP Level, $\mu\text{g}/\text{m}^3$ |
|-----------|---------------|-------------------|------------------|------------------|--------|-----------------|----------|-------------------|------------------------------------|-----------------|---------|----------------------------|-------------------------------------|
|           |               |                   |                  | Initial          | Final  | Initial         | Final    |                   | Initial, $Q_{si}$                  | Final, $Q_{sf}$ | Average |                            |                                     |
| 2-Apr-13  | 8:00          | Cloudy            | 004744           | 2.8415           | 3.0743 | 13139.09        | 13163.09 | 24.00             | 1.46                               | 1.46            | 1.46    | 2105                       | 111                                 |
| 9-Apr-13  | 8:00          | Rainy             | 006075           | 2.6114           | 2.7228 | 13191.93        | 13215.93 | 24.00             | 1.55                               | 1.55            | 1.55    | 2230                       | 50                                  |
| 13-Apr-13 | 8:00          | Cloudy            | 004171           | 2.7375           | 3.0175 | 13215.93        | 13239.92 | 23.99             | 1.66                               | 1.65            | 1.66    | 2386                       | 117                                 |
| 19-Apr-13 | 8:00          | Cloudy            | 004921           | 2.7780           | 2.9549 | 13242.92        | 13266.93 | 24.01             | 1.56                               | 1.56            | 1.56    | 2246                       | 79                                  |
| 26-Apr-13 | 14:15         | Cloudy            | 004670           | 2.7413           | 3.1004 | 13285.57        | 13309.57 | 24.00             | 1.61                               | 1.61            | 1.61    | 2317                       | 155                                 |

\*Due to lack of electricity supply, the 24hr-TSP monitoring was rescheduled from 08 Apr 2013 to 09 Apr 2013 and from 25 Apr 2013 to 26 Apr 2013.

Report on 1-hour TSP monitoring  
 Action Level ( $\mu\text{g}/\text{m}^3$ ) - 311.3  
 Limit Level ( $\mu\text{g}/\text{m}^3$ ) - 500

| Date      | Sampling Time | Weather Condition | Filter paper no. | Filter Weight, g |        | Elapse Time, hr |          | Sampling Time, hr | Flow Rate, $\text{m}^3/\text{min}$ |                 |         | Total Volume, $\text{m}^3$ | TSP Level, $\mu\text{g}/\text{m}^3$ |
|-----------|---------------|-------------------|------------------|------------------|--------|-----------------|----------|-------------------|------------------------------------|-----------------|---------|----------------------------|-------------------------------------|
|           |               |                   |                  | Initial          | Final  | Initial         | Final    |                   | Initial, $Q_{si}$                  | Final, $Q_{sf}$ | Average |                            |                                     |
| 3-Apr-13  | 9:15          | Cloudy            | 004916           | 2.8100           | 2.8283 | 13163.09        | 13164.09 | 1.00              | 1.64                               | 1.64            | 1.64    | 99                         | 186                                 |
| 3-Apr-13  | 10:57         | Cloudy            | 004918           | 2.8051           | 2.8189 | 13164.09        | 13165.09 | 1.00              | 1.64                               | 1.64            | 1.64    | 99                         | 140                                 |
| 3-Apr-13  | 13:25         | Cloudy            | 004920           | 2.7907           | 2.8095 | 13165.09        | 13166.09 | 1.00              | 1.55                               | 1.55            | 1.55    | 93                         | 202                                 |
| 9-Apr-13  | 9:15          | Rainy             | 006069           | 2.6323           | 2.6419 | 13188.93        | 13189.93 | 1.00              | 1.52                               | 1.52            | 1.52    | 91                         | 105                                 |
| 9-Apr-13  | 10:57         | Rainy             | 006071           | 2.6222           | 2.6298 | 13189.93        | 13190.93 | 1.00              | 1.52                               | 1.52            | 1.52    | 91                         | 83                                  |
| 9-Apr-13  | 13:25         | Rainy             | 006073           | 2.6282           | 2.6340 | 13191.93        | 13192.93 | 1.00              | 1.52                               | 1.52            | 1.52    | 91                         | 63                                  |
| 15-Apr-13 | 9:30          | Hazy              | 004924           | 2.7823           | 2.8135 | 13239.92        | 13240.92 | 1.00              | 1.79                               | 1.79            | 1.79    | 107                        | 291                                 |
| 15-Apr-13 | 10:47         | Hazy              | 004926           | 2.8090           | 2.8468 | 13240.92        | 13241.92 | 1.00              | 1.65                               | 1.61            | 1.63    | 98                         | 387                                 |
| 15-Apr-13 | 13:00         | Hazy              | 004928           | 2.7948           | 2.8280 | 13241.92        | 13242.92 | 1.00              | 1.61                               | 1.61            | 1.61    | 96                         | 344                                 |
| 20-Apr-13 | 8:20          | Cloudy            | 006087           | 2.6308           | 2.6418 | 13266.93        | 13267.93 | 1.00              | 1.47                               | 1.47            | 1.47    | 88                         | 125                                 |
| 20-Apr-13 | 9:30          | Cloudy            | 006089           | 2.6010           | 2.6120 | 13267.93        | 13268.93 | 1.00              | 1.47                               | 1.47            | 1.47    | 88                         | 125                                 |
| 20-Apr-13 | 10:35         | Cloudy            | 006058           | 2.6192           | 2.6310 | 13268.93        | 13269.93 | 1.00              | 1.47                               | 1.47            | 1.47    | 88                         | 134                                 |
| 26-Apr-13 | 8:14          | Cloudy            | 006046           | 2.6270           | 2.6359 | 13282.57        | 13283.57 | 1.00              | 1.47                               | 1.47            | 1.47    | 88                         | 101                                 |
| 26-Apr-13 | 10:28         | Cloudy            | 006100           | 2.6087           | 2.6150 | 13283.57        | 13284.57 | 1.00              | 1.52                               | 1.52            | 1.52    | 91                         | 69                                  |
| 26-Apr-13 | 13:00         | Cloudy            | 004688           | 2.7223           | 2.7323 | 13284.57        | 13285.57 | 1.00              | 1.61                               | 1.61            | 1.61    | 97                         | 104                                 |



Location: CMA4a - SPCA

Report on 24-hour TSP monitoring  
Action Level ( $\mu\text{g}/\text{m}^3$ ) - 171.2  
Limit Level ( $\mu\text{g}/\text{m}^3$ ) - 260

| Date      | Sampling Time | Weather Condition | Filter paper no. | Filter Weight, g |        | Elapse Time, hr |          | Sampling Time, hr | Flow Rate, $\text{m}^3/\text{min}$ |                 |         | Total Volume, $\text{m}^3$ | TSP Level, $\mu\text{g}/\text{m}^3$ |
|-----------|---------------|-------------------|------------------|------------------|--------|-----------------|----------|-------------------|------------------------------------|-----------------|---------|----------------------------|-------------------------------------|
|           |               |                   |                  | Initial          | Final  | Initial         | Final    |                   | Initial, $Q_{si}$                  | Final, $Q_{sf}$ | Average |                            |                                     |
| 2-Apr-13  | 8:00          | Cloudy            | 004746           | 2.8186           | 2.9788 | 16512.37        | 16536.37 | 24.00             | 1.22                               | 1.22            | 1.22    | 1759                       | 91                                  |
| 8-Apr-13  | 8:00          | Rainy             | 004727           | 2.8242           | 3.0811 | 16539.58        | 16563.58 | 24.00             | 1.31                               | 1.31            | 1.31    | 1888                       | 136                                 |
| 13-Apr-13 | 8:00          | Cloudy            | 006076           | 2.6405           | 2.8321 | 16566.58        | 16590.57 | 23.99             | 1.29                               | 1.29            | 1.29    | 1855                       | 103                                 |
| 19-Apr-13 | 8:00          | Cloudy            | 004922           | 2.8079           | 2.9363 | 16593.57        | 16617.57 | 24.00             | 1.34                               | 1.34            | 1.34    | 1934                       | 66                                  |
| 25-Apr-13 | 8:00          | Cloudy            | 006035           | 2.6661           | 2.8029 | 16620.58        | 16644.58 | 24.00             | 1.28                               | 1.29            | 1.28    | 1849                       | 74                                  |

Report on 1-hour TSP monitoring  
Action Level ( $\mu\text{g}/\text{m}^3$ ) - 312.5  
Limit Level ( $\mu\text{g}/\text{m}^3$ ) - 500

| Date      | Sampling Time | Weather Condition | Filter paper no. | Filter Weight, g |        | Elapse Time, hr |          | Sampling Time, hr | Flow Rate, $\text{m}^3/\text{min}$ |                 |         | Total Volume, $\text{m}^3$ | TSP Level, $\mu\text{g}/\text{m}^3$ |
|-----------|---------------|-------------------|------------------|------------------|--------|-----------------|----------|-------------------|------------------------------------|-----------------|---------|----------------------------|-------------------------------------|
|           |               |                   |                  | Initial          | Final  | Initial         | Final    |                   | Initial, $Q_{si}$                  | Final, $Q_{sf}$ | Average |                            |                                     |
| 3-Apr-13  | 9:32          | Cloudy            | 004915           | 2.7895           | 2.7988 | 16536.98        | 16537.98 | 1.00              | 1.10                               | 1.10            | 1.10    | 66                         | 141                                 |
| 3-Apr-13  | 10:51         | Cloudy            | 004917           | 2.7851           | 2.7950 | 16537.98        | 16538.98 | 1.00              | 1.22                               | 1.22            | 1.22    | 73                         | 135                                 |
| 3-Apr-13  | 13:07         | Cloudy            | 004919           | 2.7898           | 2.8025 | 16538.98        | 16539.98 | 1.00              | 1.26                               | 1.26            | 1.26    | 76                         | 168                                 |
| 9-Apr-13  | 13:00         | Rainy             | 006070           | 2.6326           | 2.6376 | 16563.58        | 16564.58 | 1.00              | 1.27                               | 1.27            | 1.27    | 76                         | 66                                  |
| 9-Apr-13  | 14:17         | Rainy             | 006072           | 2.6286           | 2.6329 | 16564.58        | 16565.58 | 1.00              | 1.29                               | 1.29            | 1.29    | 77                         | 56                                  |
| 9-Apr-13  | 15:31         | Rainy             | 006074           | 2.6201           | 2.6228 | 16565.58        | 16566.58 | 1.00              | 1.29                               | 1.29            | 1.29    | 77                         | 35                                  |
| 15-Apr-13 | 9:25          | Hazy              | 004923           | 2.7913           | 2.8118 | 16590.57        | 16591.57 | 1.00              | 1.10                               | 1.10            | 1.10    | 66                         | 309                                 |
| 15-Apr-13 | 10:30         | Hazy              | 004925           | 2.8141           | 2.8346 | 16591.57        | 16592.57 | 1.00              | 1.27                               | 1.22            | 1.25    | 75                         | 274                                 |
| 15-Apr-13 | 11:35         | Hazy              | 004927           | 2.7674           | 2.7874 | 16592.57        | 16593.57 | 1.00              | 1.27                               | 1.26            | 1.27    | 76                         | 263                                 |
| 20-Apr-13 | 8:35          | Cloudy            | 006088           | 2.6202           | 2.6268 | 16617.58        | 16618.58 | 1.00              | 1.34                               | 1.34            | 1.34    | 81                         | 82                                  |
| 20-Apr-13 | 9:44          | Cloudy            | 006090           | 2.6044           | 2.6115 | 16618.58        | 16619.58 | 1.00              | 1.34                               | 1.34            | 1.34    | 81                         | 88                                  |
| 20-Apr-13 | 10:47         | Cloudy            | 006034           | 2.6441           | 2.6492 | 16619.58        | 16620.58 | 1.00              | 1.34                               | 1.34            | 1.34    | 81                         | 63                                  |
| 26-Apr-13 | 8:27          | Cloudy            | 006098           | 2.5950           | 2.5989 | 16644.58        | 16645.58 | 1.00              | 1.29                               | 1.29            | 1.29    | 77                         | 51                                  |
| 26-Apr-13 | 9:32          | Cloudy            | 006099           | 2.6141           | 2.6183 | 16645.58        | 16646.58 | 1.00              | 1.29                               | 1.29            | 1.29    | 77                         | 54                                  |
| 26-Apr-13 | 13:00         | Cloudy            | 004687           | 2.7122           | 2.7186 | 16646.58        | 16647.58 | 1.00              | 1.29                               | 1.29            | 1.29    | 77                         | 83                                  |



Location: CMA5a - Children Garden opposite to Pedestrian Plaza

Report on 24-hour TSP monitoring

Action Level ( $\mu\text{g}/\text{m}^3$ ) - 181  
Limit Level ( $\mu\text{g}/\text{m}^3$ ) - 260

| Date      | Sampling Time | Weather Condition | Filter paper no. | Filter Weight, g |        | Elapse Time, hr |          | Sampling Time, hr | Flow Rate, $\text{m}^3/\text{min}$ |                 |         | Total Volume, $\text{m}^3$ | TSP Level, $\mu\text{g}/\text{m}^3$ |
|-----------|---------------|-------------------|------------------|------------------|--------|-----------------|----------|-------------------|------------------------------------|-----------------|---------|----------------------------|-------------------------------------|
|           |               |                   |                  | Initial          | Final  | Initial         | Final    |                   | Initial, $Q_{si}$                  | Final, $Q_{sf}$ | Average |                            |                                     |
| 2-Apr-13  | 8:00          | Cloudy            | 004737           | 2.8397           | 3.0210 | 17511.57        | 17535.57 | 24.00             | 1.37                               | 1.37            | 1.37    | 1974                       | 92                                  |
| 8-Apr-13  | 8:00          | Rainy             | 004170           | 2.7483           | 2.9738 | 17538.57        | 17562.57 | 24.00             | 1.37                               | 1.37            | 1.37    | 1975                       | 114                                 |
| 13-Apr-13 | 8:00          | Cloudy            | 006115           | 2.6782           | 2.9566 | 17565.57        | 17589.56 | 23.99             | 1.39                               | 1.39            | 1.39    | 2004                       | 139                                 |
| 19-Apr-13 | 8:00          | Cloudy            | 006084           | 2.6252           | 2.7169 | 17592.56        | 17616.56 | 24.00             | 1.32                               | 1.32            | 1.32    | 1897                       | 48                                  |
| 25-Apr-13 | 8:00          | Cloudy            | 006052           | 2.6144           | 2.7187 | 17619.56        | 17643.56 | 24.00             | 1.36                               | 1.37            | 1.36    | 1963                       | 53                                  |

Report on 1-hour TSP monitoring

Action Level ( $\mu\text{g}/\text{m}^3$ ) - 332  
Limit Level ( $\mu\text{g}/\text{m}^3$ ) - 500

| Date      | Sampling Time | Weather Condition | Filter paper no. | Filter Weight, g |        | Elapse Time, hr |          | Sampling Time, hr | Flow Rate, $\text{m}^3/\text{min}$ |                 |         | Total Volume, $\text{m}^3$ | TSP Level, $\mu\text{g}/\text{m}^3$ |
|-----------|---------------|-------------------|------------------|------------------|--------|-----------------|----------|-------------------|------------------------------------|-----------------|---------|----------------------------|-------------------------------------|
|           |               |                   |                  | Initial          | Final  | Initial         | Final    |                   | Initial, $Q_{si}$                  | Final, $Q_{sf}$ | Average |                            |                                     |
| 3-Apr-13  | 8:20          | Cloudy            | 004781           | 2.8216           | 2.8377 | 17535.57        | 17536.57 | 1.00              | 1.26                               | 1.26            | 1.26    | 76                         | 213                                 |
| 3-Apr-13  | 9:20          | Cloudy            | 004180           | 2.7434           | 2.7530 | 17536.57        | 17537.57 | 1.00              | 1.39                               | 1.39            | 1.39    | 84                         | 115                                 |
| 3-Apr-13  | 13:00         | Cloudy            | 004181           | 2.7530           | 2.7635 | 17537.57        | 17538.57 | 1.00              | 1.49                               | 1.49            | 1.49    | 89                         | 118                                 |
| 9-Apr-13  | 8:40          | Rainy             | 006114           | 2.6943           | 2.7048 | 17562.57        | 17563.57 | 1.00              | 1.39                               | 1.39            | 1.39    | 84                         | 125                                 |
| 9-Apr-13  | 9:43          | Rainy             | 006108           | 2.6051           | 2.6117 | 17563.57        | 17564.57 | 1.00              | 1.39                               | 1.39            | 1.39    | 84                         | 79                                  |
| 9-Apr-13  | 13:00         | Rainy             | 006110           | 2.6025           | 2.6100 | 17564.57        | 17565.57 | 1.00              | 1.39                               | 1.39            | 1.39    | 84                         | 90                                  |
| 15-Apr-13 | 8:10          | Hazy              | 006078           | 2.6375           | 2.6575 | 17589.56        | 17590.56 | 1.00              | 1.05                               | 1.09            | 1.07    | 64                         | 311                                 |
| 15-Apr-13 | 10:09         | Hazy              | 006080           | 2.6331           | 2.6503 | 17590.56        | 17591.56 | 1.00              | 1.23                               | 1.23            | 1.23    | 74                         | 233                                 |
| 15-Apr-13 | 13:00         | Hazy              | 006082           | 2.6255           | 2.6398 | 17591.56        | 17592.56 | 1.00              | 1.18                               | 1.18            | 1.18    | 71                         | 201                                 |
| 20-Apr-13 | 13:00         | Cloudy            | 004783           | 2.8247           | 2.8336 | 17616.56        | 17617.56 | 1.00              | 1.36                               | 1.36            | 1.36    | 82                         | 109                                 |
| 20-Apr-13 | 14:03         | Cloudy            | 006096           | 2.6223           | 2.6254 | 17617.56        | 17618.56 | 1.00              | 1.36                               | 1.36            | 1.36    | 82                         | 38                                  |
| 20-Apr-13 | 15:13         | Cloudy            | 006134           | 2.6547           | 2.6622 | 17618.56        | 17619.56 | 1.00              | 1.36                               | 1.36            | 1.36    | 82                         | 92                                  |
| 26-Apr-13 | 8:05          | Cloudy            | 006141           | 2.6474           | 2.6555 | 17643.57        | 17644.57 | 1.00              | 1.37                               | 1.37            | 1.37    | 82                         | 99                                  |
| 26-Apr-13 | 13:00         | Cloudy            | 006149           | 2.6447           | 2.6534 | 17644.57        | 17645.57 | 1.00              | 1.37                               | 1.37            | 1.37    | 82                         | 106                                 |
| 26-Apr-13 | 14:40         | Cloudy            | 006144           | 2.6522           | 2.6621 | 17645.57        | 17646.57 | 1.00              | 1.37                               | 1.37            | 1.37    | 82                         | 121                                 |



Location: MA1e - International Finance Centre (Eastern Wing)

Report on 24-hour TSP monitoring  
 Action Level ( $\mu\text{g}/\text{m}^3$ ) - 173.4  
 Limit Level ( $\mu\text{g}/\text{m}^3$ ) - 260

| Date      | Sampling Time | Weather Condition | Filter paper no. | Filter Weight, g |        | Elapse Time, hr |          | Sampling Time, hr | Flow Rate, $\text{m}^3/\text{min}$ |                 |         | Total Volume, $\text{m}^3$ | TSP Level, $\mu\text{g}/\text{m}^3$ |
|-----------|---------------|-------------------|------------------|------------------|--------|-----------------|----------|-------------------|------------------------------------|-----------------|---------|----------------------------|-------------------------------------|
|           |               |                   |                  | Initial          | Final  | Initial         | Final    |                   | Initial, $Q_{si}$                  | Final, $Q_{sf}$ | Average |                            |                                     |
| 2-Apr-13  | 8:00          | Cloudy            | 006184           | 2.6493           | 2.8173 | 10179.36        | 10203.36 | 24.00             | 1.31                               | 1.31            | 1.31    | 1888                       | 89                                  |
| 8-Apr-13  | 8:00          | Rainy             | 006201           | 2.6710           | 2.8778 | 10206.36        | 10230.36 | 24.00             | 1.33                               | 1.33            | 1.33    | 1918                       | 108                                 |
| 13-Apr-13 | 8:00          | Cloudy            | 006067           | 2.6320           | 2.8172 | 10233.36        | 10257.35 | 23.99             | 1.33                               | 1.33            | 1.33    | 1914                       | 97                                  |
| 19-Apr-13 | 8:00          | Cloudy            | 006085           | 2.6303           | 2.7436 | 10260.35        | 10284.35 | 24.00             | 1.30                               | 1.31            | 1.30    | 1879                       | 60                                  |
| 25-Apr-13 | 8:00          | Cloudy            | 006053           | 2.6258           | 2.8706 | 10287.35        | 10311.36 | 24.01             | 1.28                               | 1.29            | 1.29    | 1853                       | 132                                 |

Report on 1-hour TSP monitoring  
 Action Level ( $\mu\text{g}/\text{m}^3$ ) - 325.1  
 Limit Level ( $\mu\text{g}/\text{m}^3$ ) - 500

| Date      | Sampling Time | Weather Condition | Filter paper no. | Filter Weight, g |        | Elapse Time, hr |          | Sampling Time, hr | Flow Rate, $\text{m}^3/\text{min}$ |                 |         | Total Volume, $\text{m}^3$ | TSP Level, $\mu\text{g}/\text{m}^3$ |
|-----------|---------------|-------------------|------------------|------------------|--------|-----------------|----------|-------------------|------------------------------------|-----------------|---------|----------------------------|-------------------------------------|
|           |               |                   |                  | Initial          | Final  | Initial         | Final    |                   | Initial, $Q_{si}$                  | Final, $Q_{sf}$ | Average |                            |                                     |
| 3-Apr-13  | 8:30          | Cloudy            | 006205           | 2.6740           | 2.6878 | 10203.36        | 10204.36 | 1.00              | 1.27                               | 1.29            | 1.28    | 77                         | 179                                 |
| 3-Apr-13  | 9:33          | Cloudy            | 006204           | 2.6756           | 2.6880 | 10204.36        | 10205.36 | 1.00              | 1.31                               | 1.31            | 1.31    | 79                         | 158                                 |
| 3-Apr-13  | 10:35         | Cloudy            | 006059           | 2.6388           | 2.6477 | 10205.36        | 10206.36 | 1.00              | 1.31                               | 1.31            | 1.31    | 79                         | 113                                 |
| 9-Apr-13  | 8:11          | Rainy             | 004729           | 2.8219           | 2.8287 | 10230.36        | 10231.36 | 1.00              | 1.33                               | 1.29            | 1.31    | 79                         | 86                                  |
| 9-Apr-13  | 9:23          | Rainy             | 004731           | 2.8311           | 2.8392 | 10231.36        | 10232.36 | 1.00              | 1.33                               | 1.29            | 1.31    | 79                         | 103                                 |
| 9-Apr-13  | 10:26         | Rainy             | 006065           | 2.6563           | 2.6596 | 10232.36        | 10233.36 | 1.00              | 1.33                               | 1.29            | 1.31    | 79                         | 42                                  |
| 15-Apr-13 | 8:30          | Hazy              | 006050           | 2.6274           | 2.6688 | 10257.35        | 10258.35 | 1.00              | 1.36                               | 1.29            | 1.33    | 80                         | 521                                 |
| 15-Apr-13 | 9:35          | Hazy              | 006048           | 2.6033           | 2.6302 | 10258.35        | 10259.35 | 1.00              | 1.36                               | 1.29            | 1.33    | 80                         | 338                                 |
| 15-Apr-13 | 10:38         | Hazy              | 006047           | 2.6453           | 2.6730 | 10259.35        | 10260.35 | 1.00              | 1.36                               | 1.29            | 1.33    | 80                         | 348                                 |
| 20-Apr-13 | 8:05          | Cloudy            | 006057           | 2.6093           | 2.6120 | 10284.35        | 10285.35 | 1.00              | 1.33                               | 1.33            | 1.33    | 80                         | 34                                  |
| 20-Apr-13 | 9:15          | Cloudy            | 006056           | 2.6061           | 2.6104 | 10285.35        | 10286.35 | 1.00              | 1.33                               | 1.33            | 1.33    | 80                         | 54                                  |
| 20-Apr-13 | 10:30         | Cloudy            | 006054           | 2.6208           | 2.6237 | 10286.35        | 10287.35 | 1.00              | 1.33                               | 1.33            | 1.33    | 80                         | 36                                  |
| 26-Apr-13 | 8:38          | Cloudy            | 006051           | 2.6215           | 2.6242 | 10311.36        | 10312.36 | 1.00              | 1.33                               | 1.33            | 1.33    | 80                         | 34                                  |
| 26-Apr-13 | 9:42          | Cloudy            | 006187           | 2.6368           | 2.6442 | 10312.36        | 10313.36 | 1.00              | 1.33                               | 1.33            | 1.33    | 80                         | 93                                  |
| 26-Apr-13 | 10:45         | Cloudy            | 006189           | 2.6728           | 2.6907 | 10313.36        | 10314.36 | 1.00              | 1.33                               | 1.33            | 1.33    | 80                         | 225                                 |



Location: MA1w - International Finance Centre (Western Wing)

Report on 24-hour TSP monitoring

Action Level ( $\mu\text{g}/\text{m}^3$ ) - 173.4  
 Limit Level ( $\mu\text{g}/\text{m}^3$ ) - 260

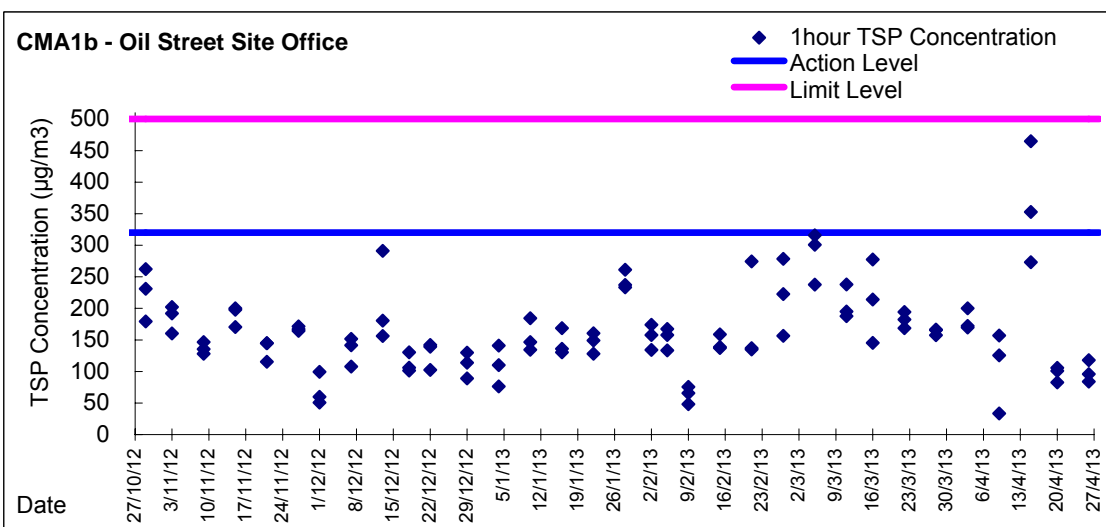
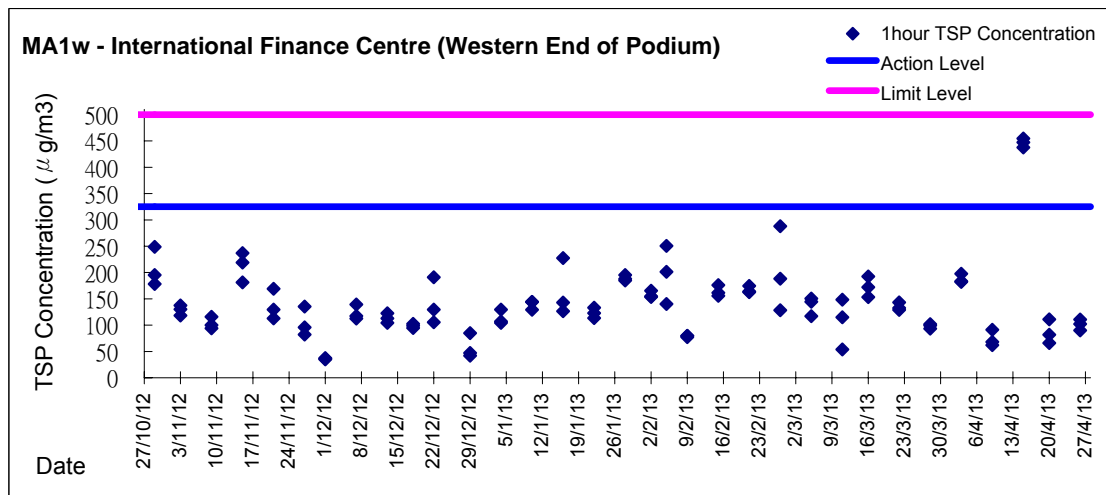
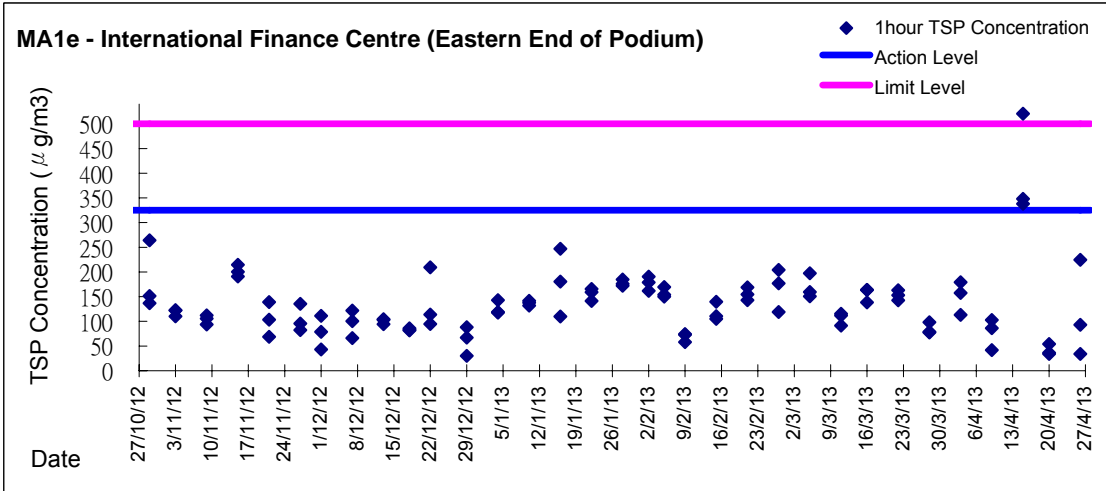
| Date      | Sampling Time | Weather Condition | Filter paper no. | Filter Weight, g |        | Elapse Time, hr |          | Sampling Time, hr | Flow Rate, $\text{m}^3/\text{min}$ |                 |         | Total Volume, $\text{m}^3$ | TSP Level, $\mu\text{g}/\text{m}^3$ |
|-----------|---------------|-------------------|------------------|------------------|--------|-----------------|----------|-------------------|------------------------------------|-----------------|---------|----------------------------|-------------------------------------|
|           |               |                   |                  | Initial          | Final  | Initial         | Final    |                   | Initial, $Q_{si}$                  | Final, $Q_{sf}$ | Average |                            |                                     |
| 2-Apr-13  | 8:00          | Cloudy            | 006185           | 2.6361           | 2.7854 | 13297.59        | 13321.59 | 24.00             | 1.39                               | 1.39            | 1.39    | 2003                       | 75                                  |
| 8-Apr-13  | 8:00          | Rainy             | 006200           | 2.6396           | 2.8383 | 13324.59        | 13348.59 | 24.00             | 1.37                               | 1.37            | 1.37    | 1976                       | 101                                 |
| 13-Apr-13 | 8:00          | Cloudy            | 006068           | 2.6215           | 2.8087 | 13351.59        | 13375.58 | 23.99             | 1.39                               | 1.37            | 1.38    | 1986                       | 94                                  |
| 19-Apr-13 | 8:00          | Cloudy            | 006086           | 2.6026           | 2.6966 | 13378.58        | 13402.58 | 24.00             | 1.38                               | 1.38            | 1.38    | 1992                       | 47                                  |
| 25-Apr-13 | 8:00          | Cloudy            | 006194           | 2.6499           | 2.8085 | 13405.58        | 13429.59 | 24.01             | 1.36                               | 1.37            | 1.37    | 1968                       | 81                                  |

Report on 1-hour TSP monitoring

Action Level ( $\mu\text{g}/\text{m}^3$ ) - 325.1  
 Limit Level ( $\mu\text{g}/\text{m}^3$ ) - 500

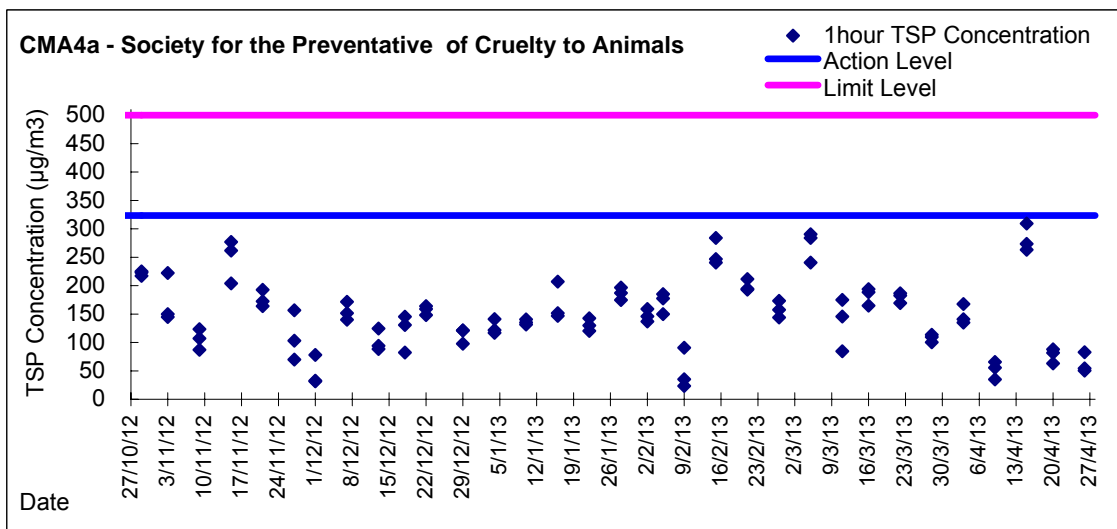
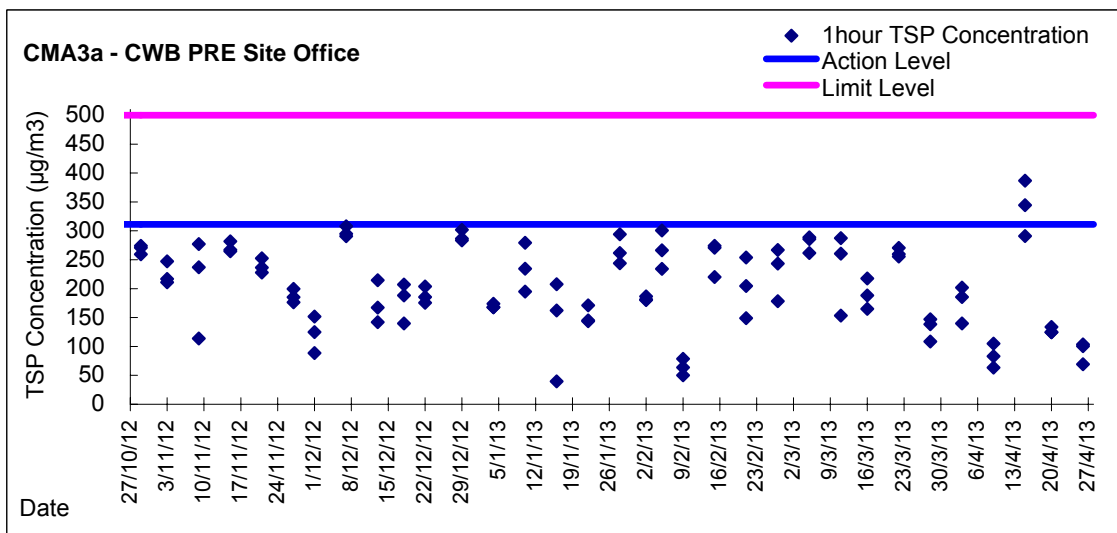
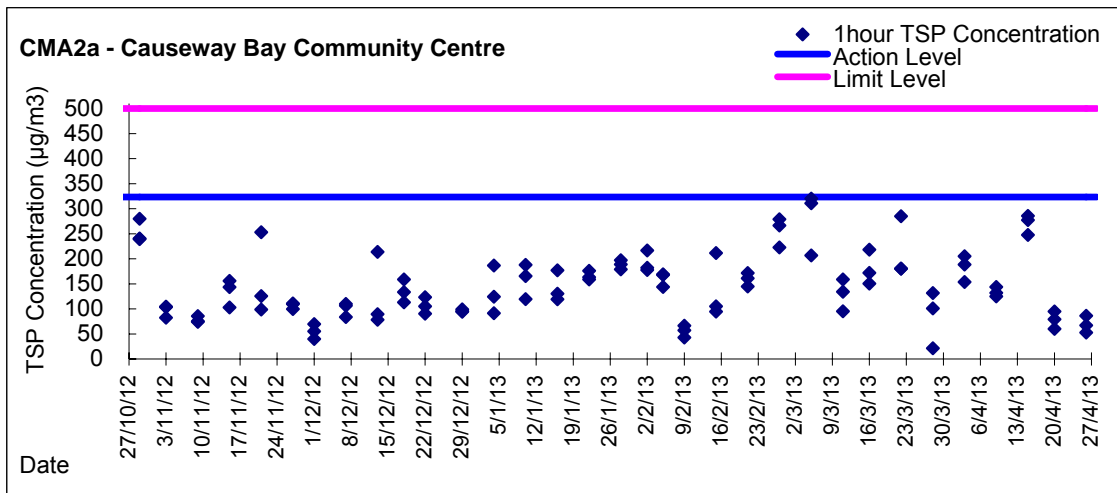
| Date      | Sampling Time | Weather Condition | Filter paper no. | Filter Weight, g |        | Elapse Time, hr |          | Sampling Time, hr | Flow Rate, $\text{m}^3/\text{min}$ |                 |         | Total Volume, $\text{m}^3$ | TSP Level, $\mu\text{g}/\text{m}^3$ |
|-----------|---------------|-------------------|------------------|------------------|--------|-----------------|----------|-------------------|------------------------------------|-----------------|---------|----------------------------|-------------------------------------|
|           |               |                   |                  | Initial          | Final  | Initial         | Final    |                   | Initial, $Q_{si}$                  | Final, $Q_{sf}$ | Average |                            |                                     |
| 3-Apr-13  | 8:38          | Cloudy            | 006050           | 2.6110           | 2.6263 | 13321.59        | 13322.59 | 1.00              | 1.39                               | 1.39            | 1.39    | 84                         | 183                                 |
| 3-Apr-13  | 9:40          | Cloudy            | 006203           | 2.6428           | 2.6593 | 13322.59        | 13323.59 | 1.00              | 1.39                               | 1.39            | 1.39    | 84                         | 198                                 |
| 3-Apr-13  | 10:43         | Cloudy            | 006202           | 2.6720           | 2.6872 | 13323.59        | 13324.59 | 1.00              | 1.39                               | 1.39            | 1.39    | 84                         | 182                                 |
| 9-Apr-13  | 8:19          | Rainy             | 004730           | 2.8255           | 2.8330 | 13348.59        | 13349.59 | 1.00              | 1.37                               | 1.37            | 1.37    | 82                         | 91                                  |
| 9-Apr-13  | 9:23          | Rainy             | 006064           | 2.6361           | 2.6412 | 13349.59        | 13350.59 | 1.00              | 1.37                               | 1.37            | 1.37    | 82                         | 62                                  |
| 9-Apr-13  | 10:31         | Rainy             | 006066           | 2.6362           | 2.6418 | 13350.59        | 13351.59 | 1.00              | 1.37                               | 1.37            | 1.37    | 82                         | 68                                  |
| 15-Apr-13 | 8:40          | Hazy              | 006049           | 2.6360           | 2.6728 | 13375.58        | 13376.58 | 1.00              | 1.35                               | 1.35            | 1.35    | 81                         | 455                                 |
| 15-Apr-13 | 9:23          | Hazy              | 006199           | 2.6478           | 2.6840 | 13376.58        | 13377.58 | 1.00              | 1.35                               | 1.35            | 1.35    | 81                         | 447                                 |
| 15-Apr-13 | 10:31         | Hazy              | 006198           | 2.6408           | 2.6762 | 13377.58        | 13378.58 | 1.00              | 1.35                               | 1.35            | 1.35    | 81                         | 437                                 |
| 20-Apr-13 | 8:15          | Cloudy            | 006196           | 2.6660           | 2.6727 | 13402.58        | 13403.58 | 1.00              | 1.37                               | 1.37            | 1.37    | 82                         | 82                                  |
| 20-Apr-13 | 9:20          | Cloudy            | 006197           | 2.6476           | 2.6567 | 13403.58        | 13404.58 | 1.00              | 1.37                               | 1.37            | 1.37    | 82                         | 111                                 |
| 20-Apr-13 | 10:45         | Cloudy            | 006055           | 2.6283           | 2.6337 | 13404.58        | 13405.58 | 1.00              | 1.37                               | 1.37            | 1.37    | 82                         | 66                                  |
| 26-Apr-13 | 8:45          | Cloudy            | 006186           | 2.6353           | 2.6437 | 13429.59        | 13430.59 | 1.00              | 1.37                               | 1.37            | 1.37    | 82                         | 102                                 |
| 26-Apr-13 | 9:50          | Cloudy            | 006188           | 2.6398           | 2.6472 | 13430.59        | 13431.59 | 1.00              | 1.37                               | 1.37            | 1.37    | 82                         | 90                                  |
| 26-Apr-13 | 10:53         | Cloudy            | 006190           | 2.6467           | 2.6558 | 13431.59        | 13432.59 | 1.00              | 1.37                               | 1.37            | 1.37    | 82                         | 111                                 |

Graphic Presentation of 1 hour TSP Result

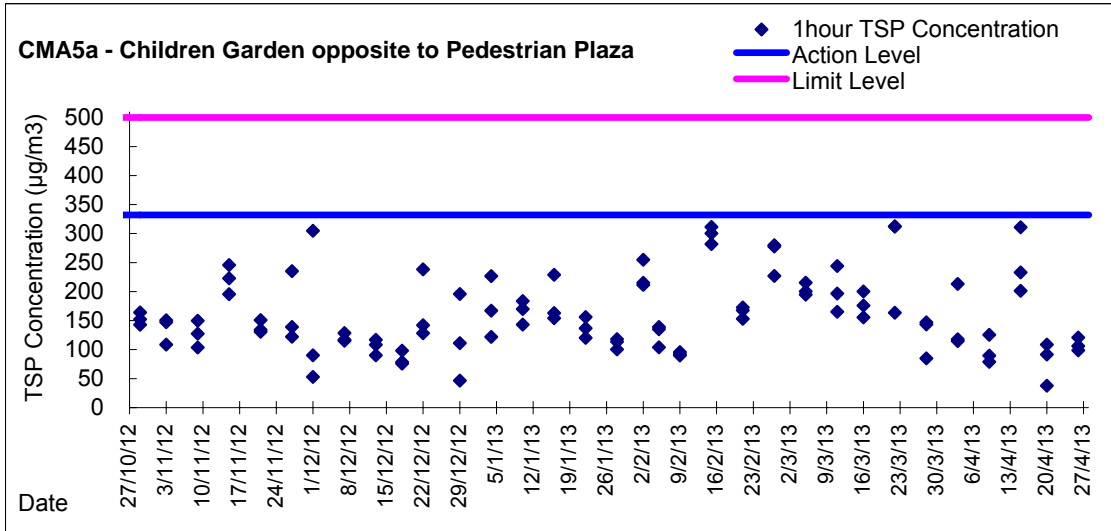




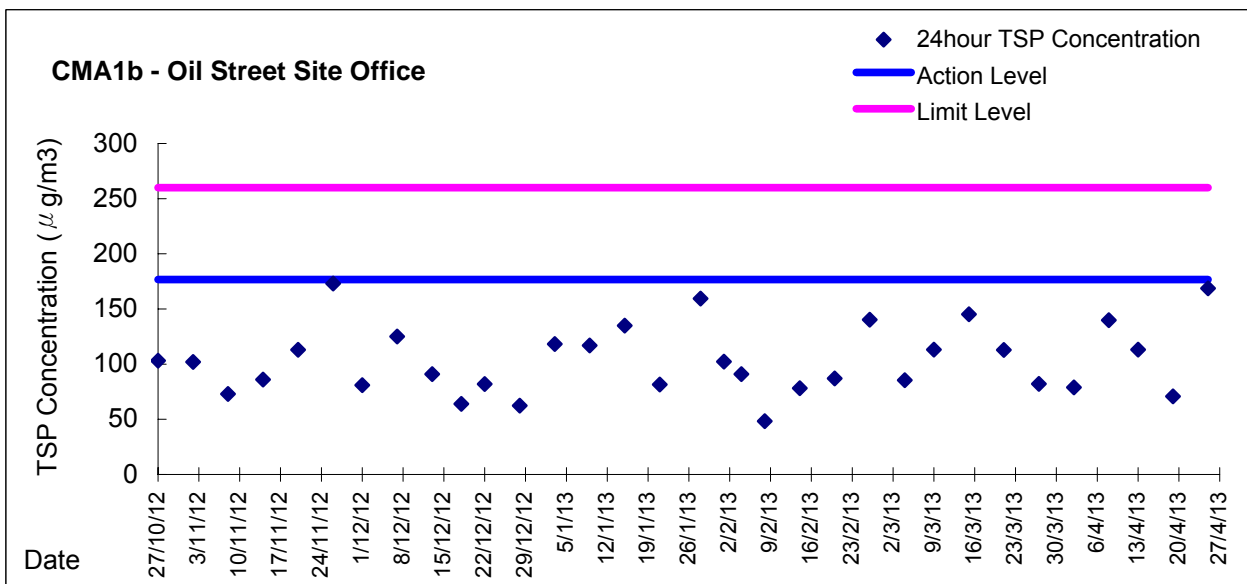
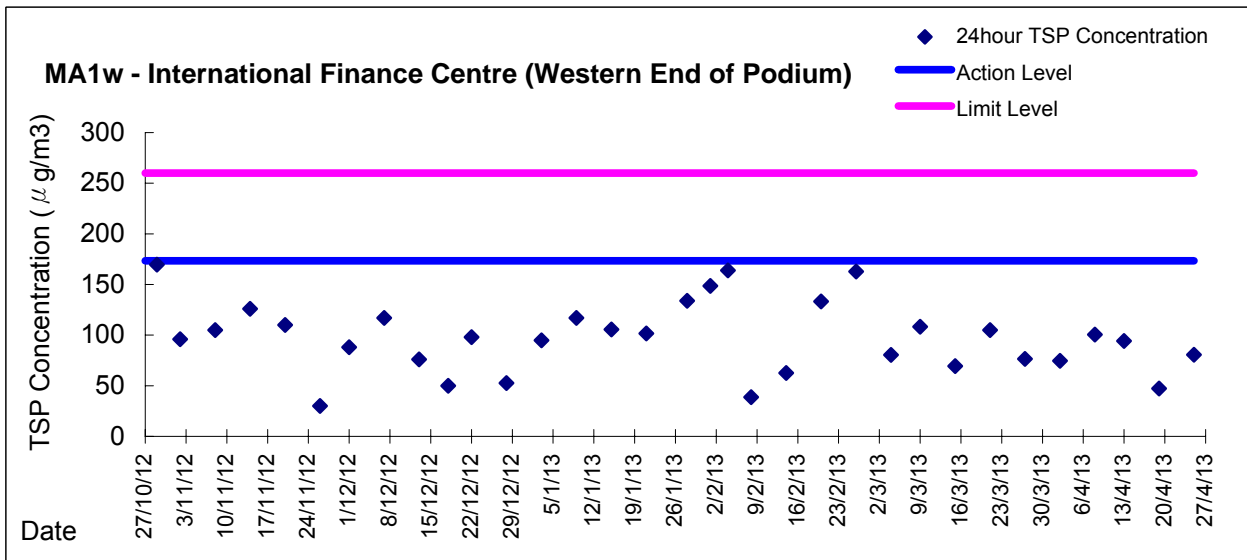
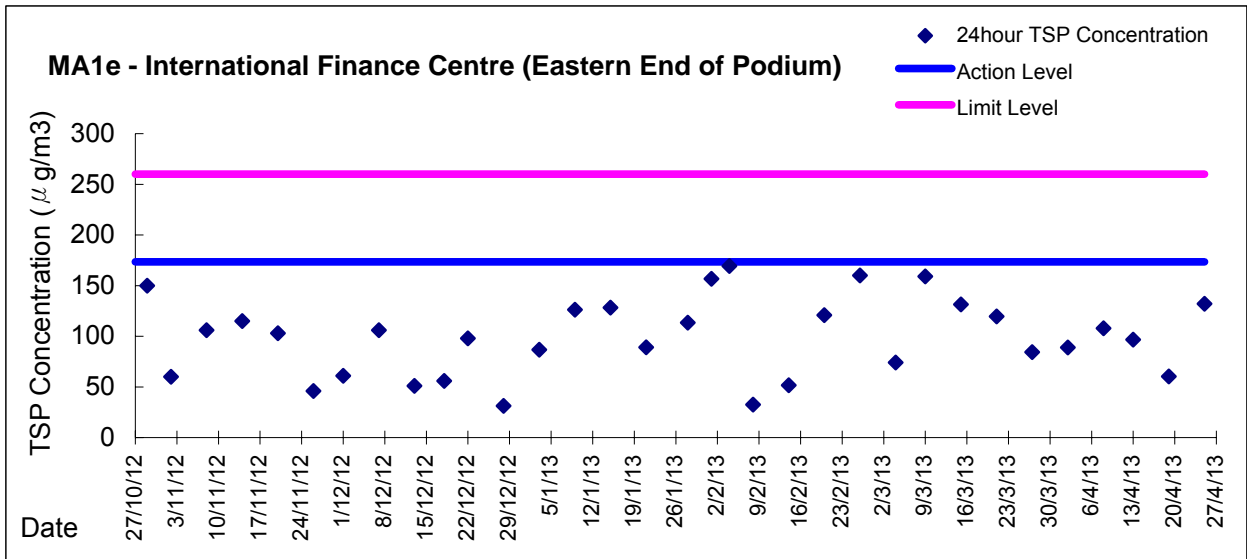
Graphic Presentation of 1 hour TSP Result



Graphic Presentation of 1 hour TSP Result

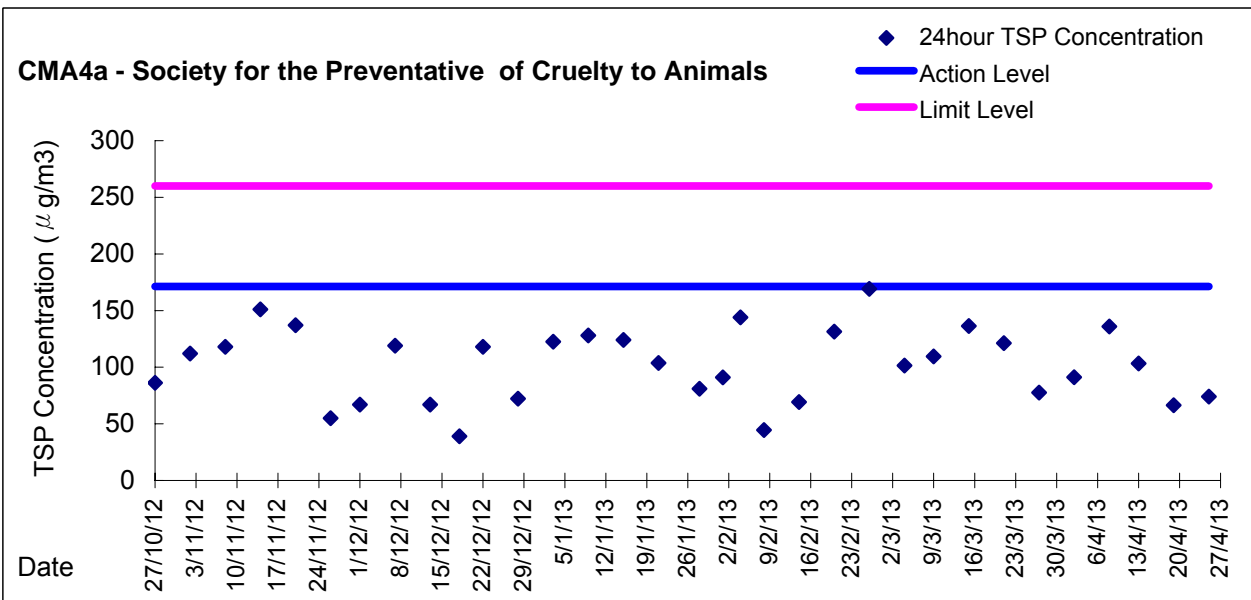
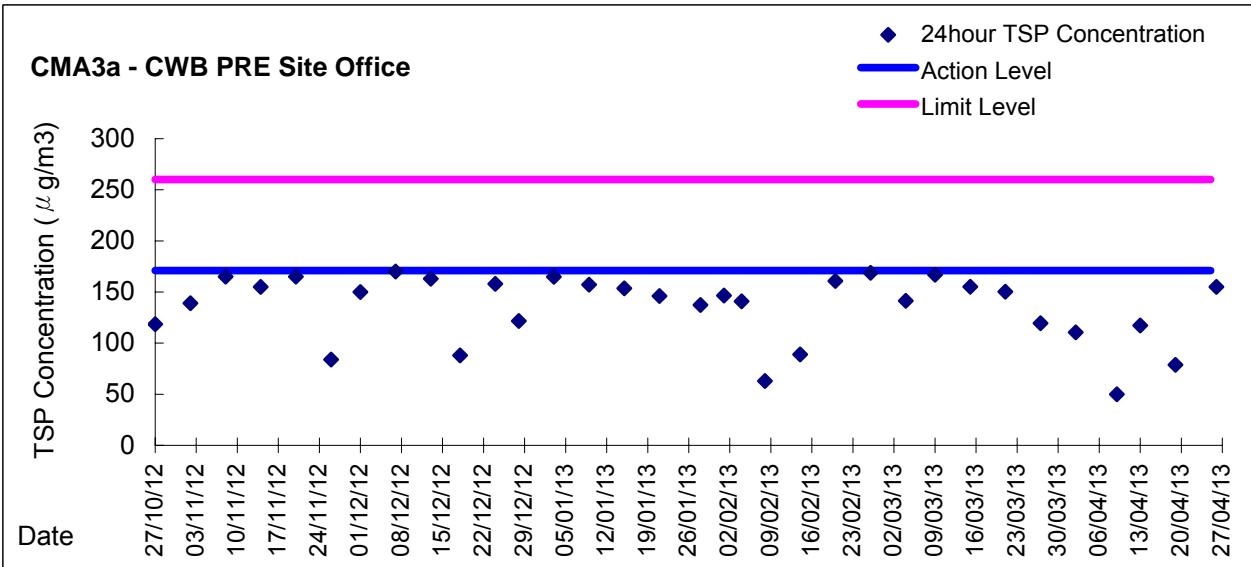
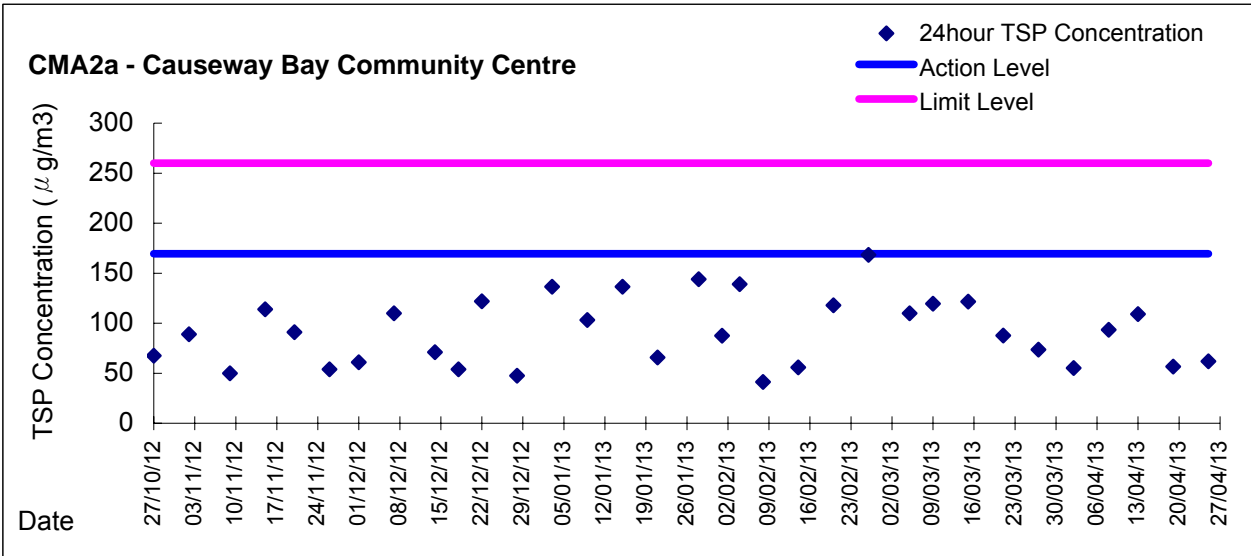


Graphic Presentation of 24 hour TSP Result





Graphic Presentation of 24 hour TSP Result





Graphic Presentation of 24 hour TSP Result

